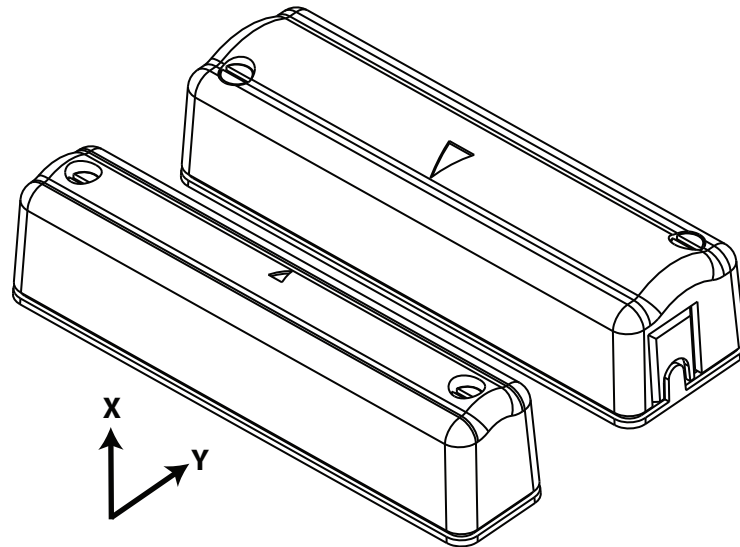




# SC570/\* /MULTI

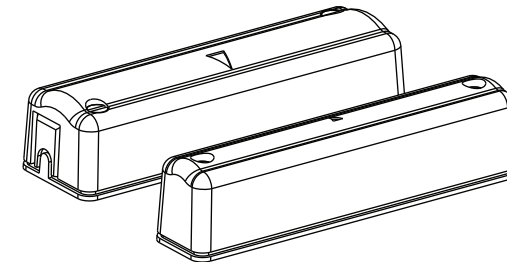
\* denotes colour i.e. WH=White

This product is designed to meet the requirements of EN50131-2-6:2008 Grade 2 & Environmental class II



- Surface mounted magnetic contact.
- 3 terminals.
- Selectable EOL Resistors.
- Suitable for domestic and commercial alarm circuits.
- Suitable for double door applications. (Control panel dependant)
- Can be used in installations up to and including grade 2.
- Optional removal from surface tamper.
- High impact polymer construction.

## Operating and Installation Instructions



**Approximate Operating Distances (mm)  
on Non Ferrous Surfaces**

X	Min Close	36mm
	Max Open	65mm
Y	Min Close	27mm
	Max Open	60mm

Mounting on a ferrous surface will reduce these figures, dependant on the material and thickness.

Specifications			
<b>Switch</b>		<b>Housing</b>	
Contact Material:	Rhodium	Material:	High Impact Polystyrene
Contact Rating:	500mA @ 12Vdc	Contact Dimension (mm):	85 x 25 x 21
Contact Resistance:	100 milliOhms	Contact Fixing (mm):	72mm centres
Temperature Range:	-15° C to +40° C	Magnet Dimension (mm):	85 x 18 x 21
Life Expectancy:	>1,000,000 cycles	Magnet fixing (mm)	40 centres

### Environmental Advice.

This product is covered by current WEEE regulations. Please consider the effect on the environment when disposing of it. Do not put in a domestic waste bin. Only dispose of at an appointed recycling centre.



RoHS compliant.

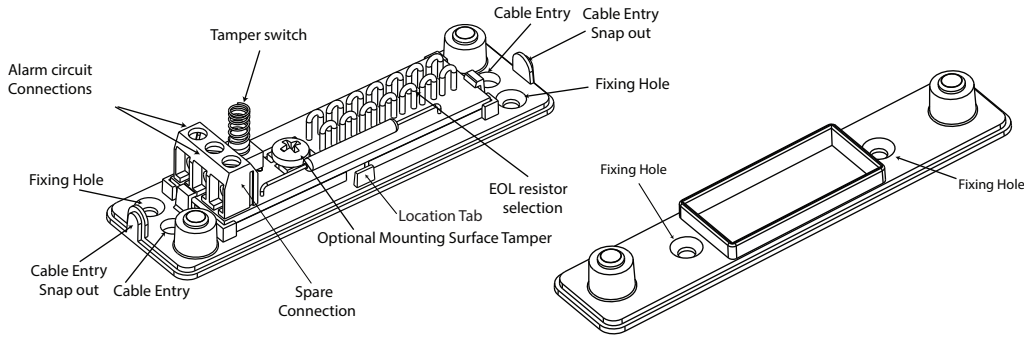
## Description

This contact is a modern stylish magnetic door contact that can be used in most security systems up to and including grade 2 as specified in EN50131-1: 2006 and is compliant to EN50131-2-6:2008 and environmental class II (for use indoors). It operates as a EOL circuit, changing the resistance value when the magnet housing is moved away from the contact housing. This contact can be used on windows and doors to detect the unauthorised entry of an intruder. A number of applications are shown below. The contact is also protected against tampering with the additional option of detection of removal from its mounting surface if required.

**CQR Security Ltd. 125, Pasture Road, Moreton, Wirral. CH46 4TH, United Kingdom**

Tel: +44 (0) 151 606 1000 Support: +44 (0) 151 606 6311 email: info@cqr.co.uk Web <http://www.cqr.co.uk>

# Features



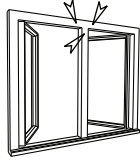
## Contact Housing

## Magnet Housing

### Suitable Applications and Fixing Points

Recommended fixing points ↗


Casement Windows



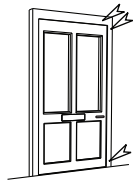
Factory Windows



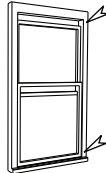
Patio Doors




Residential Doors



Sash Windows



Wood Awning Windows



## Mounting Instructions

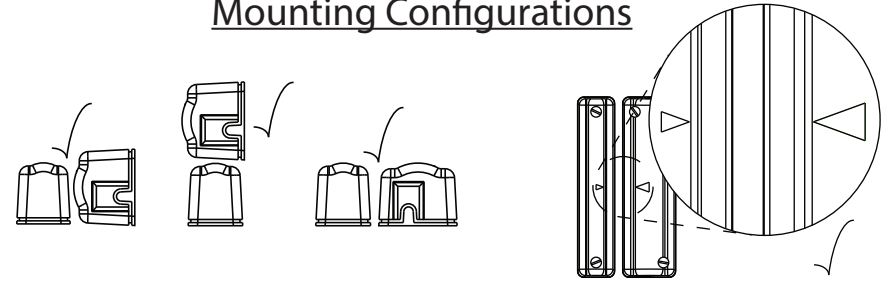
Mount the contact housing using the fixing holes as shown in the diagram. Please see the mounting configurations to ensure that the contact is mounted in the most suitable way for the location. Please note that the location tab on the contact housing indicates the direction towards the magnet case.

If removal from wall tamper is required, use the extra screw provided and insert into the hole as shown. This is designed to break the circuit board and is irreversible. Please note that in the case of forcible removal from the wall, the contact will need to be replaced.

Two cable entries are provided at either end, snap out the appropriate section to allow for the cable entry. There are also holes at either end to allow for rear cable entry, as well as a hole behind the circuit board. To remove the circuit board, carefully pull back the retaining clips to release the board. To refit, reverse the procedure.

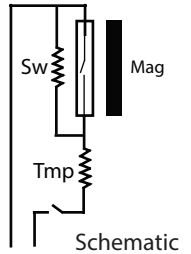
Mount the magnet housing by removing the cover and use the two available screw holes.

## Mounting Configurations



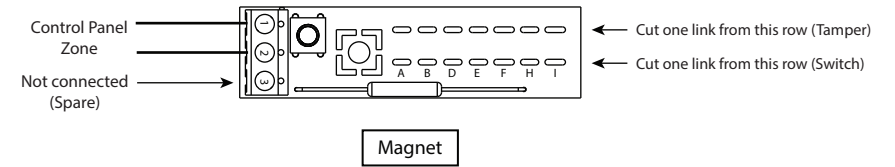
## Wiring Configurations

	Type	Colour	Switch	Tamper
Honeywell, Ademco, Microtech	A	Green	1K	1K
Scantronic, Menvier, Pyronix PCX, Texecom, Castle Care-Tech	B	Red	4K7	2K2
DSC	D	Orange	5K6	5K6
Guardtec	E	Purple	6K8	4K7
Bosch, DA Abacus	F	White	8K2	3K9
Europlex	H	Yellow	2K2	2K2
Pyronix Matrix PCX SMS 134, 256	I	Grey	4K7	



**Note: Wired as a single detector, at least one link from each row must be cut for this unit to function correctly**

This product is not suitable for double pole or network 1 type circuits.



## Double Door Installation

### Important

